



AMERICAN PAINTING CONTRACTOR

OUR 83rd YEAR



Vol. 83, No. 2 • March 2006
www.paintmag.com



The Industry's Finest

TOP JOB

Awards



TOPJOB 2005 *Awards*

By Susan Helmer

2005 was another impressive year for *American Painting Contractor's* **TOPJOB** Awards. Once more, the degree of craftsmanship among all of the projects created an enormous challenge for APC's judges. In fact, this year's contestants outdid themselves. I stand in awe over the innovative and masterful techniques these individuals used to create a one-of-a-kind masterpiece.

This year's contest presented some magnificent pieces of work that are not only the result of artistic skill but also arduous preparation. It was a pleasant surprise to see an influx in residential submissions this year, and the quality of work was commendable. Ahern Painting in Cherry Hill, N.J., stole the grand prize with some first-rate craftsmanship and outstanding preparation work.

The decorative finishing category saw a repeat of last year's tremendous turnout, and the steep competition once again made the final decision excruciating. After much debate, this year's grand prize award goes to Gary Lord Wall Options in Cincinnati for creating some fantastic new techniques with metallic paints that promise to produce exquisite showcase homes for years to come.

Commercial/Industrial submissions also continue to increase. The contending projects displayed intense attention to preparation and detail, and Joel Hamberg Painting in Portland, Ore., won the grand prize

award for a breathtaking exhibit of wood refinishing at its finest.

The paperhanging category is going strong, and judging remains a challenge. The **TOPJOB** award in this category is awarded to Gerri Beauvais Custom Wallcovering of San Francisco for masterfully recreating a scenic masterpiece. An awesome accomplishment!

All four of our **TOPJOB** grand prize winners are profiled in the pages that follow. Be sure to take the time to read their stories. They represent the best in the industry, and we know you will appreciate their accomplishments. The winners share some unique approaches, techniques and product choices that are bound to provide you with insight and tips for future challenges. All honorable mentions will be featured in future issues of *APC*.

Congratulations to the winners, our seven honorable mentions and to all of you who entered. Each of the projects displayed superb talent and creativity and an intense passion for the craft that must be applauded. Thank you for your tremendous response to the **TOPJOB** Awards and for once again making it a colossal success!

Next month's issue of *APC* will include the 2006 **TOPJOB** Awards call for entries. This is the year to show us what you can do too! **APC**

Susan Helmer is editor of American Painting Contractor.

Grand Prize Winners

Residential — Ahern Painting,
John Ahern, Cherry Hill, N.J.

Decorative Finishing — Gary Lord
Wall Options & Associates,
Gary Lord, Cincinnati

Commercial/Industrial —
Joel Hamberg Painting Inc.,
Joel Hamberg, Portland, Ore.

Paperhanging — Gerri Beauvais
Custom Wallcovering,
Gerri Beauvais, San Francisco

Honorable Mentions

Decorative Finishing —
Buon Fresco Inc.,
Victoria J. Bingham, Alexandria, Va.
Koch Brothers Decorating,
Bill Stack, St. Louis
Leichsenring Studios,
Sharon Leichsenring,
Trumbull, Conn.

Commercial/Industrial —
DeHuelbes Designs,
Henri Menendez, Suwanee, Ga.
Ecclesiastical Studios,
Don A. Wendt, Greenwood, Mo.

Residential —
Griffith Painting Inc.,
Jay Griffith, Scotch Plains, N.J.

Paperhanging —
Professional Wallpaper & Paint Co.,
Tim Bodine, St. Louis

Joel Hamberg
Painting, Inc.



Defining Refinishing Excellence

Joel Hamberg Painting restores timeworn woodwork to its original luster with unmatched skill and teamwork.

When Joel Hamberg of Joel Hamberg Painting Inc. in Portland, Ore., was approached with the prospect of refinishing the woodwork at the Johns Landing Old Spaghetti Factory, the corporate facilities manager provided him with a vote of confidence: “Word on the street is you’re the man.”

Hamberg’s crew originally demonstrated their expertise five years earlier by refinishing the restaurant’s signature trolley with two coats of odor-free latex enamel, which they applied in one night with no downtime for the restaurant. That successful venture opened the door for this much larger two-story refinishing project.

The abundant woodwork had suffered from more than 20 years of use and hundreds of thousands of patrons and meals being served. Furthermore, previous painters had taken a stab at touching it up, and every repair was visible.

“We refinished the front door, sidelights, vestibule, window panels, accordion doors, grand staircases, furnishings, trim, wall paneling, fireplace and art framework without interfering with the restaurant’s regular hours,” said Hamberg.

The 11,500-square-foot refinishing project came to life each evening, just as the last customers were leaving around 10:00 p.m., and took on two phases: The larger, lower floor of 8,000 square feet took the crew about six weeks to complete. After a one-month hiatus, the second phase, which included the second floor’s 3,500 square feet, was completed. Because the restaurant remained open during the project, all signs of the crew’s presence had to be removed, stored and set up fresh each evening. “We started at one end of the restaurant and worked our way through,” said Hamberg. “Our triple challenge was refinishing all the woodwork to its original luster with no downtime, no unappetizing odors and no damage.”

Because of the large, open areas, high walls, heavy antiques and dismantling from wall and floor anchors, a large crew was needed at the beginning, after which time a second crew of three was brought in

to relieve the exhausted first crew.

The crew prepared for refinishing by removing the residue that had built up in the eating areas with a solution of TSP sub-

stitute and water and a lot of elbow grease. Next the larger chips and dings were brought back to life with the use of a fast-drying latex filler that could easily be sand-



HEAVILY DAMAGED DOOR AND FRAME



CLEANING PRODUCT BUILDUP AND CHIPPED WOOD

TOPJOB Awards — COMMERCIAL/INDUSTRIAL

ed and accept stain. Following was the hand-sanding of all areas to be stained. After carefully vacuuming to make sure there was no residual dust, the crew applied stain to the patched areas, which was followed by another coat of stain to all areas to even it all out.

And finally, the varnish was applied with brush and pad applicators.

“Because the waterborne products dried so quickly, we had to keep a wet edge, especially on the big panels,” said Hamberg. “It took teamwork, and we had to work fast.”

The crew used one to three coats of varnish with the last one or two coats being a glaze coat consisting of a stain and semi-gloss varnish mixture. “It was a real delight to apply several coats in one night because

the products dried so fast,” remarked Jack Thompson, lead painter of the first crew.

However, refinishing the diverse furnishings was time-consuming. A series of antique leaded glass window panels served as a divider between dining areas. A stained glass divider screened the bar. Beautiful wood-paneled accordion doors graced the banquet area. Using Jeweler’s Rouge, they buffed out the brass hardware.

The grand staircase leading to the upstairs bar and game room was restored by hand with special attention given to the intricate antique hand-carved insets. Then stain was applied using brushes and worn-down sanding pads.

Relatively new pieces, such as a specially commissioned stained glass medallion, were given an antique patina by blending stain and varnish artistically to match the antique hostess stand. When panels had unequal colors, the crew blended colors to make all paneling uniform.

Hamberg explained that the intricacy of the woodwork and the delicate surroundings presented a major challenge. “The gorgeous woodwork relocated to this 25-year-old building is accented with hand-carved moldings, many of which are impossible to replace or replicate,” said Hamberg. “Priceless antiques, stained glass windows, paneling and artifacts refurbished from European locations adorn the restaurant. New had to match old in their custom-commissioned interior improvements.”

“OSF was so proud of the results, they collaborated with us on a brochure in which we featured all of the “green” products used,” said Hamberg. These include General Finishes’ waterborne stains and varnishes; Sherwin-Williams’ Superpaint High Gloss latex enamel; Famowood ST Professional latex wood filler and Sikkens TGL high gloss clear finish. “Now, all future OSF refinishing projects will use these products.”

Congratulations to Joel Hamberg, crew lead painters Jack Thompson and Ethan Perrenoud, and the entire crew of Joel Hamberg Painting Inc. for successfully meeting their triple challenge with skill and excellence!

APC




PRE-STAINED BASE SHOE AWAITING FURTHER WORK



PANORAMA OF WINDOW PANELS DURING RESTORATION



FRONT STAIRCASE, LANDING AND PANELED WALLS



CLOSE-UP OF INTRICATE ANTIQUE CARVED WALLS ON STAIRS



STAINED GLASS MEDALLION AND HOSTESS STAND